

GENERAL FEATURES

Tracker type	Independent-row single-axis 2P tracker
Tracker length	Up to 195m (640') length; coherent string conform tables
Array height	Height rotation axis up to 2.5m (8'2")
Foundation	Sigma shaped steel posts (rammed, pre-drilled, concrete)
Tracking range	±55° standard; ±60° on request
Slope tolerances	36% N-S; 36% E-W without grading
Allowable windspeed	Up to 57m/s; 3-second gust at 10m (205km/h; 127mph)
Stow position	Flat stow
Ground cover ratio (GCR)	Standard from 28% to 51%
Module attachment	Screw, Lockbolt or Clip
Motor type	DC and AC available
Drive units per MWp	Configurable to less than 5
Solar tracking method	Astronomical algorithm
Grounding system	Self-grounded hardware available
Sensors	Wind speed, wind direction (snow and flood sensor if needed)
Control and communication	BUS wired, ZigBee or Lora wireless communication available
Nighttime stow	Individually customizable
Backtracking	3D adaptive backtracking
On-Site training and commissioning	Yes
Certifications	UL 3703 / UL 2703 / IEC 62817
Warranty	Structural components: 15 years Electronical components: 5 years

GERMANY / Headquarters
germany@ideematec.com

SOUTH AFRICA
southafrica@ideematec.com

SPAIN
spain@ideematec.com

FRANCE
france@ideematec.com

PORTUGAL
portugal@ideematec.com

GENERAL SUPPORT
support@ideematec.de

USA
usa@ideematec.com

AUSTRALIA
australia@ideematec.com

CHINA
china@ideematec.com

MENA
mena@ideematec.com

COLOMBIA
colombia@ideematec.com

BRAZIL
brazil@ideematec.com

CHILE
chile@ideematec.com

MEXICO
mexico@ideematec.com

NEXT GENERATION SOLAR TRACKING

HORIZON L:TEC® 2P



www.ideematec.com



Most advanced two-in-portrait tracker solution


The Horizon L:TEC® 2P tracker pairs our signature decoupled drive technology with the new innovative locking system for maximum stability. Designed especially for highest bifacial gain and best possible ground cover ratio.

MULTI LOCKING TECHNOLOGY ensures that the tracker is mechanically self-locked and only minimal loads will come to the drive unit. This locked structure is as stable as a fixed tilt.

UP TO **360** MODULES PER TRACKER WITH ONE DRIVE UNIT

FLAT STOW POSITION 360° WIND PROTECTION


- Unique protection against extreme weather conditions
- Up to 50 % less stress with flat stow
- Withstands winds of up to 205KM/H
- Higher energy during stowing
- Less module stress than other stow strategies




MAXIMUM DESIGN FLEXIBILITY UNLIKE ANY OTHER TRACKER

- Suits all modules type: 72 Cells, 78 Cells, bifacial
- BOS optimized layout
- Modular tracker configuration

UP TO 195 M TRACKER UNIT



UP TO 8 M PILE DISTANCE




UP TO **36%** FROM THE PREVIOUS TABLE

CARDAN JOINTS ADAPT TO ANY TERRAIN

- Each table can be installed at an angle of up to 36 % from the previous table
- Less for complex grading works

LOCKING AND DECOUPLED DRIVE TECHNOLOGY

- The decoupled drive technology is more efficient than all traditional drives. The smart drive technology transfers the table loads directly into foundations and ensures that forces on the drive are kept to an absolute minimum.
- **This is why we can build the longest and most flexible trackers on the market.**



97% REDUCED LOADS ON DRIVE TUBE

POWERED BY JUST 1 DRIVE UNIT

- 3 times less drive units
- Higher availability
- Lower maintenance costs

5 MOTORS & CONTROLLERS PER MW

BEST LIFETIME VALUE AND OPTIMIZED LCOE

- Highest additional gains
- Optimizes overall yields
- Improves system lifetime
- AC/DC options available

ADVANCED TERRAIN ADAPTABILITY

UP TO **8** STRINGS PER TRACKER AND MAXIMUM FLEXIBILITY WITH SHORT TABLES

- ADAPTIVE CARDAN JOINTS
 - Saving costs & time
 - Reduce need for grading works
- ONLY 1 DRIVE UNIT/MOTOR
 - Same operating costs on any terrain
- SPROCKET

